

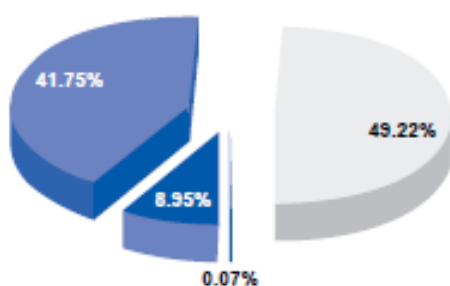
Corrigendum to Annual Report 2021

Misprinted Page 24

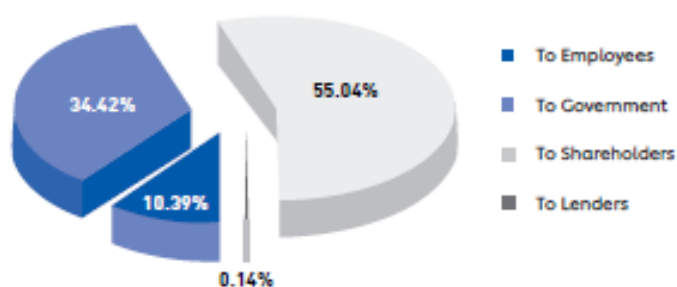
Statement of Wealth Generated and Distributed

	2021 Rs. in thousand	2020 Rs. in thousand
WEALTH GENERATED		
Total Revenue inclusive of sales tax and other Income	17,612,886	18,877,270
Brought-in-materials and services	(10,125,735)	(10,125,735)
	<u>7,487,151</u>	<u>8,751,535</u>
WEALTH DISTRIBUTION		
To Employees	778,194	778,194
To Government	2,577,397	3,841,781
To Shareholders	4,121,206	4,121,206
To Providers of Capital	10,354	10,354
Retained for reinvestment & future growth		
Total	<u>7,487,151</u>	<u>8,751,535</u>

UPFL - WEALTH DISTRIBUTION 2021



UPFL - WEALTH DISTRIBUTION 2020

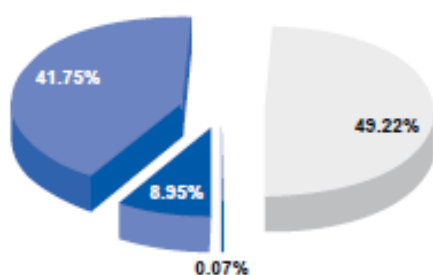


Corrected Page 24

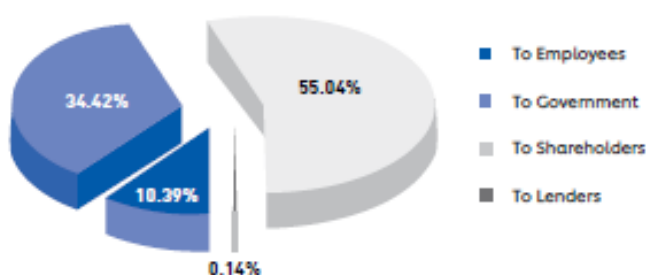
Statement of Wealth Generated and Distributed

	2021 Rs. in thousand	2020 Rs. in thousand
Total Revenue inclusive of sales tax and other Income	23,809,880	18,877,270
Brought-in-materials and services	(12,690,342)	(10,125,735)
	<u>11,119,538</u>	<u>8,751,535</u>
To Employees	995,592	778,194
To Government	4,642,651	3,841,781
To Shareholders	5,473,489	4,121,206
To Providers of Capital	7,806	10,354
Retained for reinvestment & future growth		
Total	<u>11,119,538</u>	<u>8,751,535</u>

UPFL - WEALTH DISTRIBUTION 2021



UPFL - WEALTH DISTRIBUTION 2020



- To Employees
- To Government
- To Shareholders
- To Lenders