

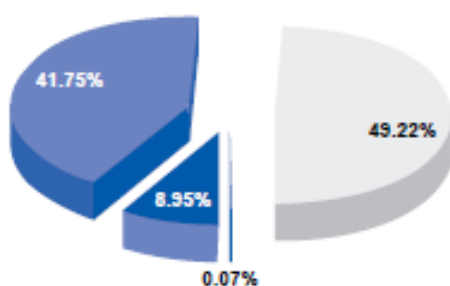
# Corrigendum to Annual Report 2021

## Misprinted Page 24

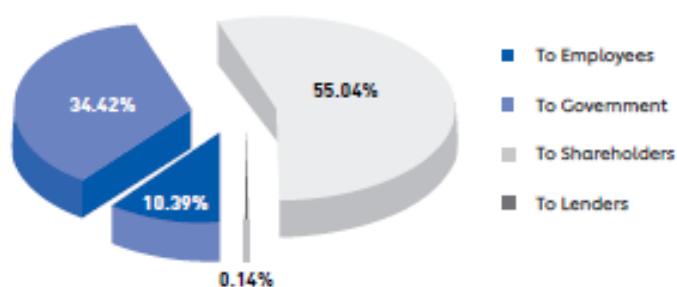
### Statement of Wealth Generated and Distributed

	2021 Rs. in thousand	2020 Rs. in thousand
<b>WEALTH GENERATED</b>		
Total Revenue inclusive of sales tax and other Income	17,612,886	18,877,270
Brought-in-materials and services	(10,125,735)	(10,125,735)
	<u>7,487,151</u>	<u>8,751,535</u>
<b>WEALTH DISTRIBUTION</b>		
To Employees	778,194	778,194
To Government	2,577,397	3,841,781
To Shareholders	4,121,206	4,121,206
To Providers of Capital	10,354	10,354
Retained for reinvestment & future growth		
Total	<u>7,487,151</u>	<u>8,751,535</u>

UPFL - WEALTH DISTRIBUTION 2021



UPFL - WEALTH DISTRIBUTION 2020

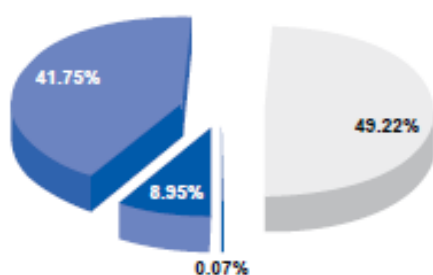


# Corrected Page 24

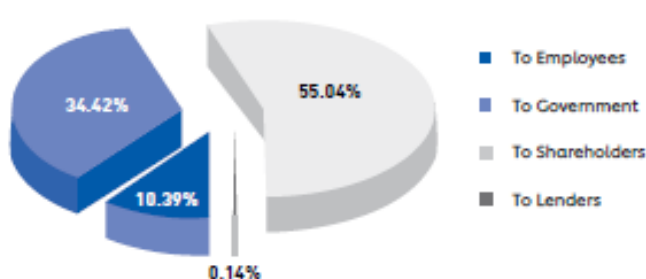
## Statement of Wealth Generated and Distributed

	2021 Rs. in thousand	2020 Rs. in thousand
Total Revenue inclusive of sales tax and other Income	23,809,880	18,877,270
Brought-in-materials and services	(12,690,342)	(10,125,735)
	<u>11,119,538</u>	<u>8,751,535</u>
To Employees	995,592	778,194
To Government	4,642,651	3,841,781
To Shareholders	5,473,489	4,121,206
To Providers of Capital	7,806	10,354
Retained for reinvestment & future growth		
Total	<u>11,119,538</u>	<u>8,751,535</u>

UPFL - WEALTH DISTRIBUTION 2021



UPFL - WEALTH DISTRIBUTION 2020



- To Employees
- To Government
- To Shareholders
- To Lenders